



2025 annual report to the Community

Parkside Primary School

Parkside Primary School number: 328

Partnership: Greenhill South



School principal:

Adrianna Kyriacou



Government
of South Australia
Department for Education

Date of endorsement:

02/02/2026

Context Statement

Parkside Primary School caters for students from R-6. At the time of this report, the enrolment in 2025 is 331. Parkside Primary School is classified as Category 7 on the Department for Education Index of Educational Disadvantage. At the time of this report, the school population includes 2% Aboriginal students, 5% students with disabilities, 6% students with English as an additional language or dialect (EALD) funded background, 1% children/young people in care. Further information about the school is available on the school's website (including its context statement), as well as the My School website.

Data Source: Department for Education data holdings from Mid census captured in AUGUST 2025.

Governing Council Report

It is not surprising that it has been another wonderful year here at Parkside Primary School! As Chairperson of the Governing Council, I continue to lead a wonderful group of parents in supporting the amazing leadership team we have here at Parkside. Each meeting, the Governing Council enjoy exploring the learning our children experience within the classroom. Some of the learning shared this year included: an exploration of the curriculum, dispositions for learning and life and how the students can have learner agency, photos and details of the wonderful Learning Expo, and how the teachers are utilising friendology to help students navigate the wonderful social world that is primary school. We also ratified Parkside's Bullying Prevention Policy and Plan, an important document that sets out the school's vision, approach, roles and responsibilities, and definitions around bullying. A big thank you to Kylie Newbold and the wellbeing committee for their tireless efforts. Another big thank you goes to Kat Quintana & Lisa Fisher, for contributing their very valuable time as staff representatives.

Our first community event of the year at Parkside is Fig Tree Night. It was an evening of fun and family and, as always, is a great way for new and existing families to meet and get to know others. It's always so heart-warming to see the care and commitment our school community puts into the celebration, and we are all very grateful to those who donated their time and efforts.

In May and September, we held the Mother's and Father's Day stalls. These are run by our wonderful POP committee and I would like to thank everyone who volunteered their time – Parkside is very lucky to have you. The money raised went towards new seating around the school. This is to be installed in 2026 and will be much used by students and parents. 2025 also brought us the Parkside Primary School Fete! While it is a much-anticipated event, it is an enormous amount of work and I would like to sincerely thank Adrianna, the POP committee, Sarah our PPS Art Teacher, the canteen, and the many wonderful parent and friend volunteers who gave up their time and expertise to make it the wonderful day that it was. From music to artwork, stalls aplenty, teachers with wet faces and the delicious food and beverages, it always manages to be even better than the year before!

It was my privilege once again to present the teachers and leadership team at Parkside with gifts on World Teacher's Day. Our teachers work tirelessly to ensure our children receive the best education to impact students and their learning. Thank you again to Katrina Waters for her amazing help organising the gorgeous tote bags. The teachers also received personalised cards with a quote from students inside.

Our beloved school oval had new turf laid over the 2025 summer holidays, thanks to the support of the Unley Council. As this space is utilised by students every school day, you can imagine how tired it becomes over the seasons. It is long overdue for a makeover, which I'm sure will be enjoyed by the students, especially on Sports Day!

A few changes to leadership came at the end of the school year. Our wonderful Deputy Principal Mel Chadwick will leave us and James Green will take the helm. Mel brought such excitement to Parkside around the use of digital technologies. Her escape room was a huge hit with the students and I'm sure they will expect it again this year! Claire Brideson will also leave us, moving on to retirement, but I'm sure never far away from Parkside. Claire's contribution to ensuring our youngest learners get a special start to school, along with her work as the Autism Inclusion Teacher, has seen her become one of the most loved teachers at the school. We wish Mel & Claire all the best and I'm sure we'll see them soon!

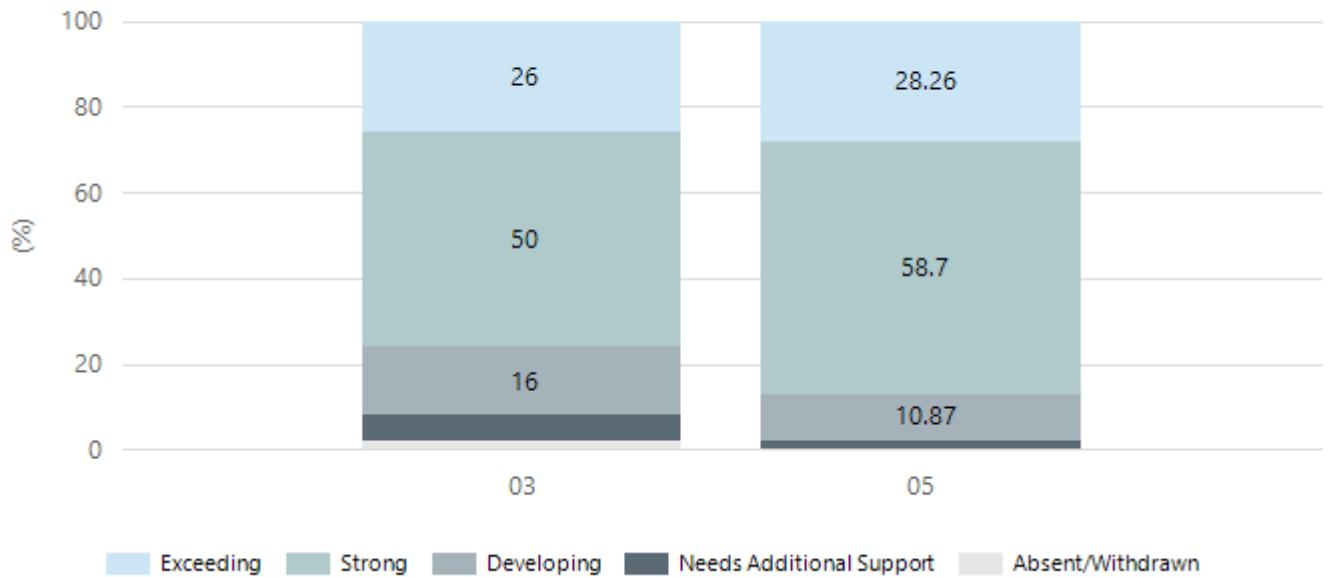
Finally, I would like to thank my fellow members of Governing Council and the Parkside leadership team for their constant support. It is always a privilege to be a part of the Parkside Primary community, and I appreciate the honour of leading the Governing Council. Being an integral part of advising and supporting the school is a wonderful way to show your children that you are invested in their education, and I again encourage parents to join and reap the benefits.

Performance Summary

NAPLAN Proficiency

In 2023 the Australian Curriculum, Assessment and Reporting Authority (ACARA) - a Commonwealth Independent statutory authority - announced changes to NAPLAN performance reporting. The new approach replaces the previous numerical NAPLAN bands and the national minimum standard.

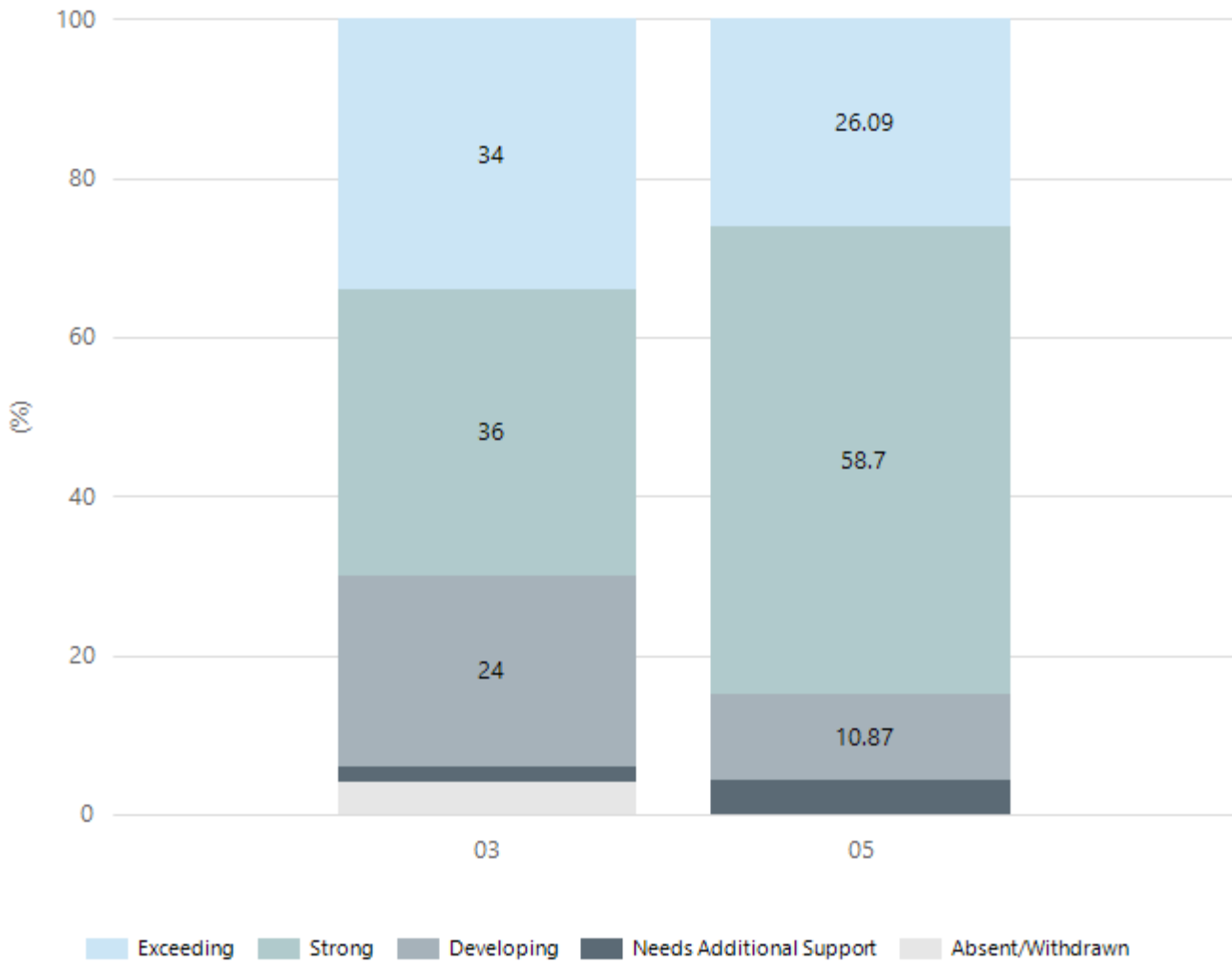
Numeracy



Year Level	03	05
Exceeding	13	13
Strong	25	27
Developing	8	5
Needs Additional Support	3	1
Absent/Withdrawn	1	
Total	50	46

Data Source: Department for Education Assessment Data Holdings, 2025. If there are less than 6 students who sat NAPLAN in a school, no information will be shown. If a year level has less than 6 students, that year level will not be shown in NAPLAN results.

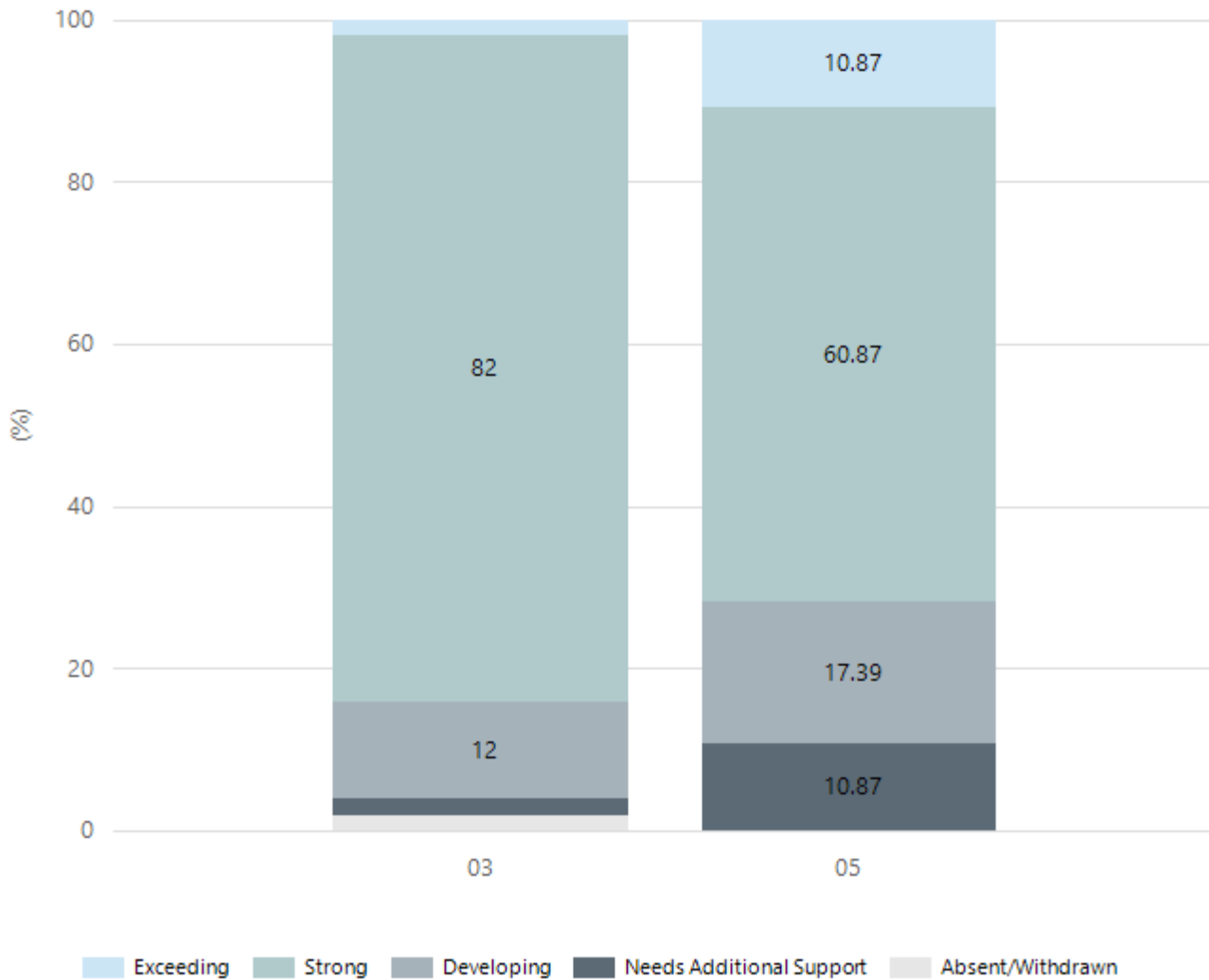
Reading



Year Level	03	05
Exceeding	17	12
Strong	18	27
Developing	12	5
Needs Additional Support	1	2
Absent/Withdrawn	2	
Total	50	46

Data Source: Department for Education Assessment Data Holdings, 2025. If there are less than 6 students who sat NAPLAN in a school, no information will be shown. If a year level has less than 6 students, that year level will not be shown in NAPLAN results.

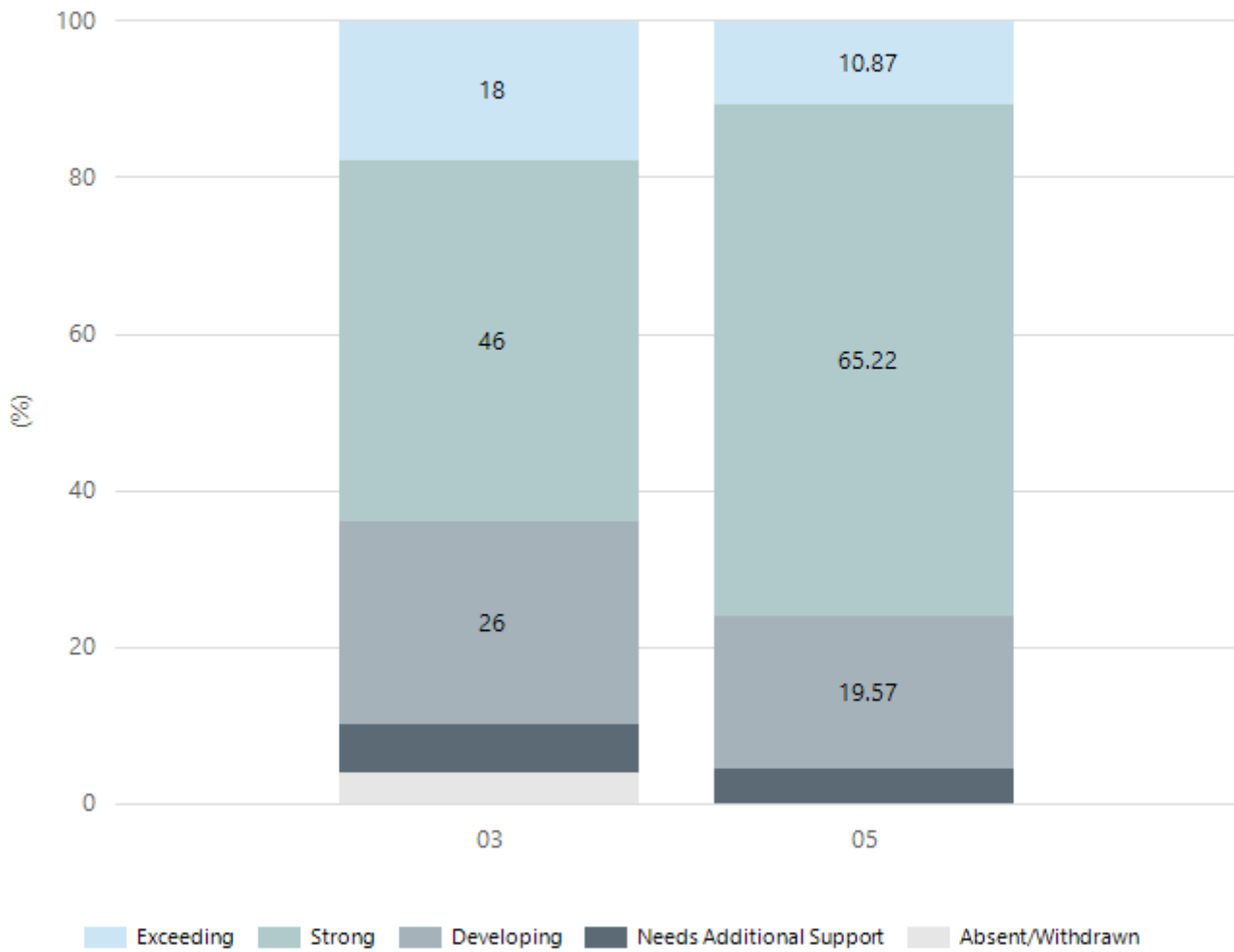
Writing



Year Level	03	05
Exceeding	1	5
Strong	41	28
Developing	6	8
Needs Additional Support	1	5
Absent/Withdrawn	1	
Total	50	46

Data Source: Department for Education Assessment Data Holdings, 2025. If there are less than 6 students who sat NAPLAN in a school, no information will be shown. If a year level has less than 6 students, that year level will not be shown in NAPLAN results.

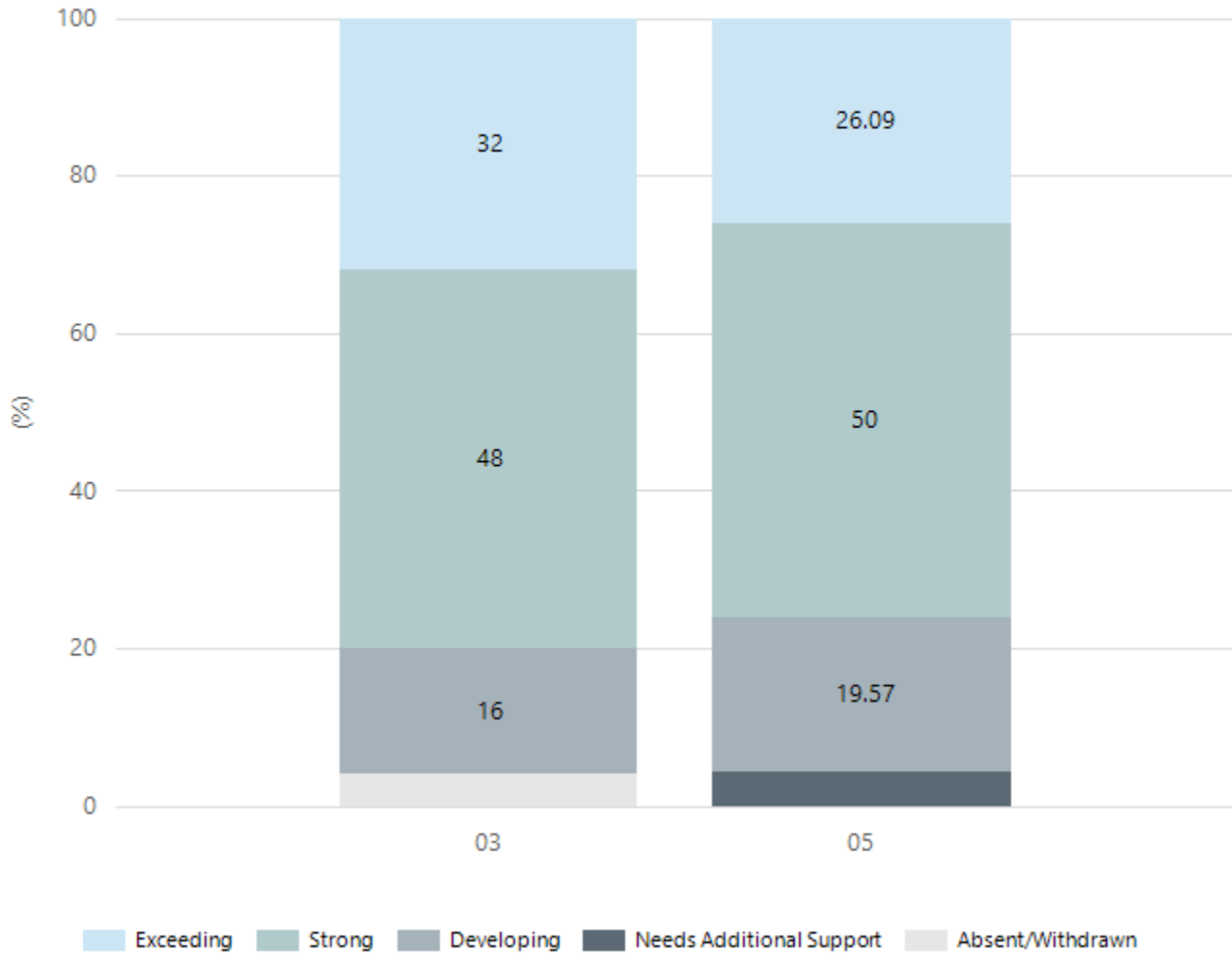
Grammar



Year Level	03	05
Exceeding	9	5
Strong	23	30
Developing	13	9
Needs Additional Support	3	2
Absent/Withdrawn	2	
Total	50	46

Data Source: Department for Education Assessment Data Holdings, 2025. If there are less than 6 students who sat NAPLAN in a school, no information will be shown. If a year level has less than 6 students, that year level will not be shown in NAPLAN results.

Spelling



Year Level	03	05
Exceeding	16	12
Strong	24	23
Developing	8	9
Needs Additional Support		2
Absent/Withdrawn	2	
Total	50	46

Data Source: Department for Education Assessment Data Holdings, 2025. If there are less than 6 students who sat NAPLAN in a school, no information will be shown. If a year level has less than 6 students, that year level will not be shown in NAPLAN results.

School Attendance

Year Level	2023	2024	2025
Reception	89.6%	91.5%	94.1%
Year 01	92.1%	87.5%	92.9%
Year 02	90.6%	91.2%	90.8%
Year 03	92.9%	89.8%	93.6%
Year 04	93.0%	92.2%	90.6%
Year 05	91.9%	92.7%	94.5%
Year 06	93.7%	91.6%	92.0%
Total	92.2%	91.1%	92.7%

Data Source: Department for Education Attendance Data, Semester 1 Report 2025. A blank cell indicates there were no students enrolled. 'Primary Other' includes students enrolled in specialised education options. 'Secondary Other' includes students who have already spent a year at Year 12 and elected to undertake further study at Year 12.

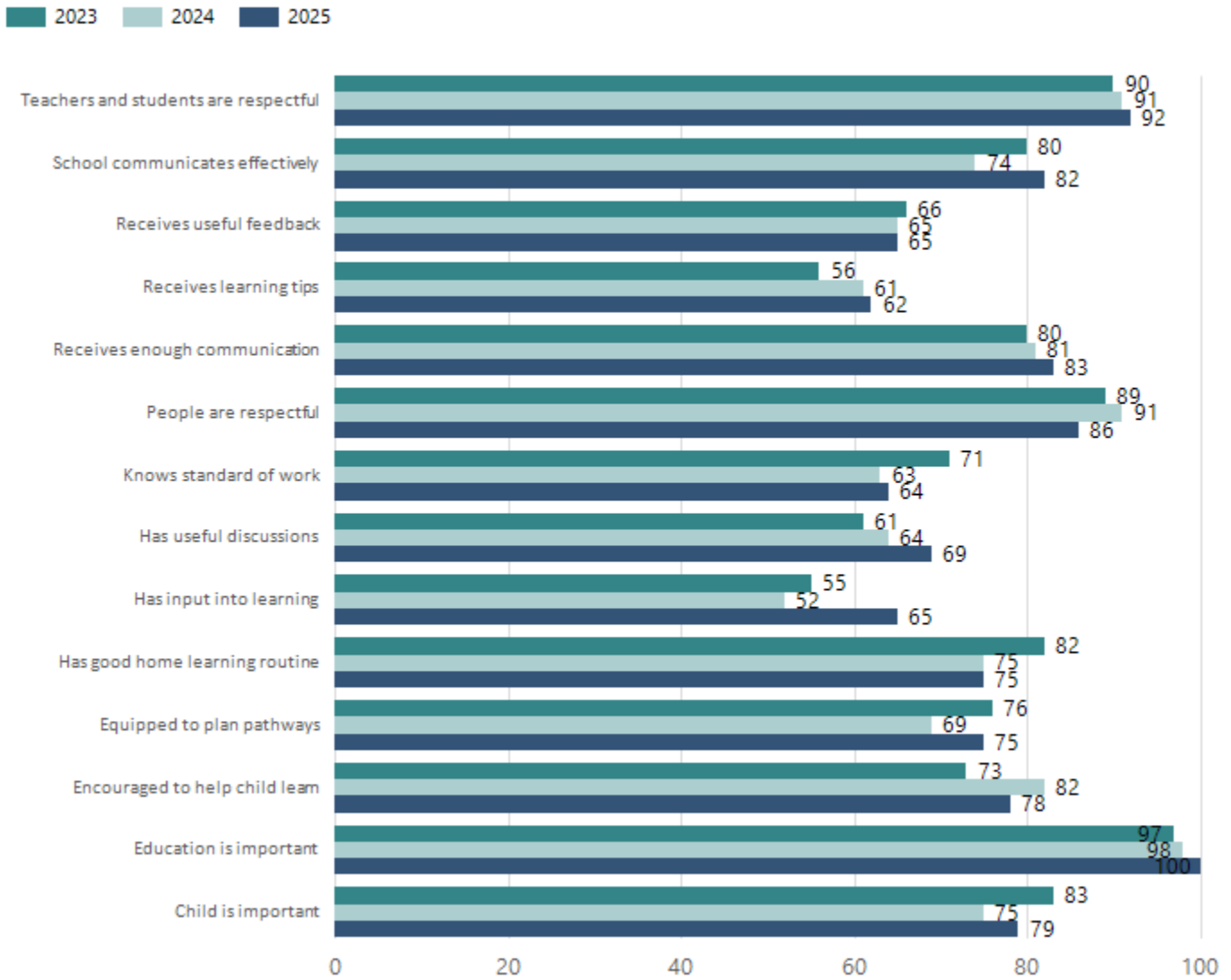
Attendance Comment

In South Australia, all children and young people must be in school from 6 years to 16 years old. They must attend a government or non-government school full time. From age 16 to 17 however, young people must attend school or an approved learning program (such as an apprenticeship, traineeship, accredited course or university). Schools and parents must encourage and support students to come to school every day. Parents and caregivers must make sure their child is enrolled in a school, and attends school all day and everyday it is open, unless a child is sick or has an approved exemption. Teachers and leaders actively follow up when a student misses school, including recording all absences and non-attendance. All schools in South Australia have local attendance procedures governed under the Education and Children's Services Regulations 2020.

Attendance has steadily improved over the last 2 years and we continue to monitor frequent absentees and support families and students around this.

School Parent Opinion Survey Results

Proportion of agree/strongly agree response(%)



Data Source: 2025 Department for Education Parent Opinions Survey, Term 3 2025.

Intended Destination

Leave Reason	Number	%
EX - EXEMPTION	1	5.0%
IS - INTERSTATE	12	63.0%
NG - ATTENDING NON-GOV SCHOOL IN SA	2	11.0%
OV - LEFT SA FOR OVERSEAS	1	5.0%
TG - TRANSFERRED TO SA GOVERNMENT SCHOOL	2	11.0%
U - UNKNOWN	1	5.0%

Data Source: Department for Education Destination Data Report, 2025. Data extract term 3 2025. Data shows recorded destinations for students that left the school in the previous year. Data is uploaded by schools in term 3 and may not reflect final or total figures at time of report creation.

Highest Qualifications held by the teaching workforce and workforce composition

All teachers at this school are qualified and registered with the SA Teachers Registration Board.

Qualification Level	Number of Qualifications
Bachelor's degrees or Diplomas	19
Postgraduate Qualifications	4

Data Source: Data extracted from Mandatory Workforce Information Collections as on the last pay date of June 2025. As self-reported by staff in the system.

Please note: Data includes staff who are Actively employed and on extended paid leave. Please note only the highest qualification of the Teaching staff is reported. Excludes any number of other certifications earned.

Workforce composition including indigenous staff

	Teaching Staff		Non-Teaching Staff	
	Indigenous	Non-Indigenous	Indigenous	Non-Indigenous
Full-Time Equivalents	0.0	18.7	0.0	9.1
Persons	0.0	23.0	0.0	13.0

Data Source: Data extracted from Mandatory Workforce Information Collection as on the last pay date of June 2025.

Please note: Data includes staff who are actively employed and on extended paid leave. "Indigenous category" is self-reported by staff in the system.

Financial Statement

Funding Source	Amount
Grants: State	\$3603,307.62
Grants: Commonwealth	\$9450
Parent Contributions	\$156,946.25
Fund Raising	\$28,204.16
Other	

Data Source: School supplied data.